

Pendant stations

TLP series push button stations for tail lifts

IP65 □ Spring loaded terminal contact blocks



TECHNO-CONTROL EQUIPMENT

GENERAL CHARACTERISTICS

Suitable for truck tail lifts

Comply with UNI EN 1570 2001



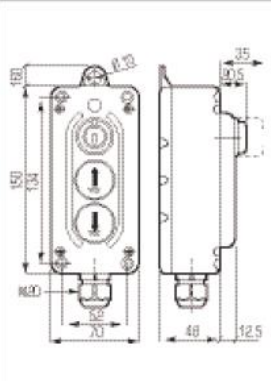


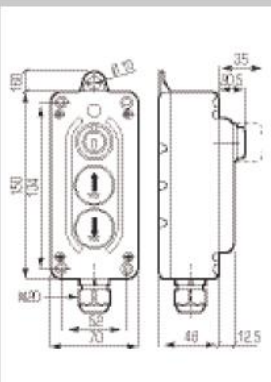
Heat resistant thermoplastic enclosure

IP65 protection rating according to IEC/EN 60529

Cable entry with No. 1 M20 cable clamp

Suitable to be used both as pendant or fixed control station

Laser printed push buttons

2 directions mechanically interlocked	ENGRAVING	DESCRIPTION	REFERENCE NO.	WEIGHT gr	DIMENSIONS
		<p>No. 1 UP push button with 1 NO contact</p> <hr/> <p>No. 1 COMMON push button with 1 NO contact</p> <hr/> <p>No. 1 DOWN push button with 1 NO contact</p>	<p>TLP3.A</p>	<p>238</p>	
		<p>No. 1 Emergency stop ø 30 turn to release EN418</p> <hr/> <p>No. 2 push buttons with 1 NO contact</p>	<p>TLP3.B</p>	<p>255</p>	

2 directions
mechanically interlocked

ENGRAVING

DESCRIPTION

REFERENCE NO.

WEIGHT gr

DIMENSIONS

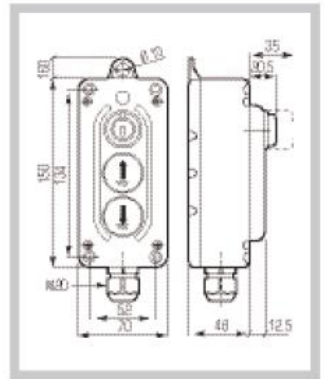


No. 1 90° angle key
switch O-1 with 1 NO
contact

No. 2 push buttons
with 1 NO contact

TLP3.C

255



No. 1 Emergency stop
ø 30 turn to release
EN418

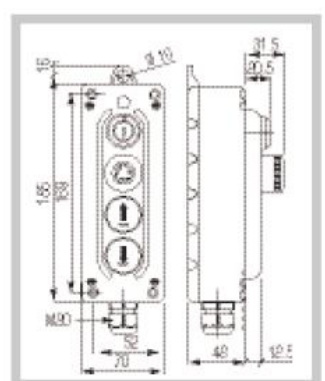
No. 1 UP push button
with 1 NO contact

No. 1 COMMON push
button with 1 NO contact

No. 1 DOWN push button
with 1 NO contact

TLP4.A

314



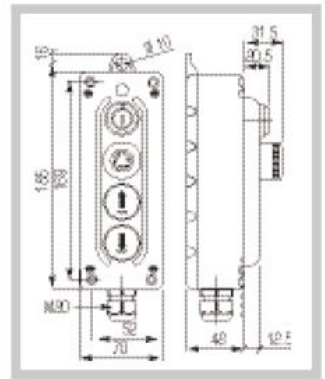
No. 1 90° angle key
switch O-1 with 1 NO
contact

No. 1 Emergency stop
ø 30 turn to release
EN418

No. 2 push buttons
with 1 NO contact

TLP4.B

314



No. 4 push buttons
with 1 NO contact

TLP4.C

297

